

5450-1 (Golf Assoc)

FEBRUARY, 2011

Distribution List

MINUTES OF THE CFB ESQUIMALT GOLF ASSOCIATION
ECECUTIVE MEETING HELD 24 May 2011 AT C&PO MESS

Members Present:

Dave Bates	Vice President
Lance Conarroe	Treasurer
Daryl Dagneault	Member at Large
Brian Hammond	Communications Director
Tony Correia	Tournament Director
Rick Johnson	Secretary

Item	Action
1. The Vice President called the meeting to order at 1630 hours	Vice President
2. Minutes of last executive meeting were adopted as circulated.	
3. <u>Treasurer</u> - Fiscal year end statement was presented showing a 30K loss for FY10/11. Losses at Arbutus Ridge and Olympic View and a high percentage of Golf Association dollars going to courses like Highland Pacific and Bear Mountain contributed to our losses last year. We also had a 16K charge for service from the PSP kiosk (8K for each of the last 2 fiscal years) New negotiated rates at Arbutus and OV will help this year and we need to negotiate with PSP on the annual fee as well as their keeping any interest on our accounts	
4. <u>Director of Ordinary Membership</u> We now have 178 ordinary members of which 22 are associate members We need to inform everyone that application for associate membership should be done by e-mail for executive approval.	
5. <u>Director of Regular Membership</u> We now have 169 members of which 10 are dependents and 2 are juniors.	
6. <u>Communications Director</u> The itinerary is now on the website for our road trip. Tournament dates are also there.	
7. <u>Tournament Director</u> The volunteer driver is no longer an option for our road trip. We now have a paid civilian driver which will cost us approximately 2.5K more than originally budgeted. We need to set up a method of paying for tournament prizes.	

8. Member at Large We now have 101 BCGA members with handicaps

New Business


Moved, seconded and carried that we purchase 72 each of golf towels, Divot Tools, Pouches and Brushes with our Golf Association Logo.

Meeting was adjourned at 1730. Next called meeting June 14, 2011 at C&POs

Minutes Submitted by.

Carl Girard, President


14 June 11
Date Recommended / Not Recommended


Carl Girard, President


6 July 11
Date Recommended / Not Recommended


Kelly Binette
A/ PSP Recreation Director

7-JULY-11
Date Recommended / Not Recommended


~~Scott Shepherd~~
NPF Accounting Manager
SUE BERGERON

7 July 11
Date Approved / Not Approved


Dave Molinari
A/ PSP Manager

Distribution List:

Naden Athletic Centre Kiosk
Secretary (Original Signed Copy)
CFBEGA Executive
CFBEGA Intranet/Internet Website

CFB Esquimalt Golf Association
Financial Report 2010_2011 FY - Adjusted
as @ 24 May 11

Revenue	Actual			Budget	
	Apr-Feb	Mar	YTD	(12 mos)	Variance F (U)
Membership Sales	27,644	5,219	32,863	35,625	-2,762
Pass Sales					
ARB	12,709	1,449	14,158	16,744	-2,586
ARD	2,818	31	2,849	4,004	-1,155
BM	16,230	510	16,740	2,572	14,168
Cow	5,615	91	5,706	6,791	-1,085
DM	6,662	60	6,722	9,482	-2,760
GM	11,581	94	11,675	17,850	-6,175
GV	18,707	718	19,425	20,154	-729
HP	46,500	448	46,948	31,351	15,597
IV	1,357	149	1,506	2,048	-542
Met	3,472	10	3,482	3,047	435
OV	38,639	3,955	42,594	51,878	-9,284
PL	2,431	21	2,452	2,933	-481
RO	2,084	90	2,174	3,238	-1,064
	168,805	7,626	176,431	172,092	4,339
Tournaments	11,120		11,120	24,520	-13,400
Other / Golf Cda	1,016	402	1,418	1,500	-82
Adjustment - FS Con	251		251		251
Total Revenue	208,836	13,247	222,083	233,737	-11,654
Expenses					
Mbrship Fees					
ARB	3,082	1,541	4,623	4,626	3 -4,342
ARD	3,580		3,580	2,772	-808 -731
BM	15,732	481	16,213	2,572	-13,641 0
Cow	5,774	1,949	7,723	7,023	-700 6
DM	9,350	1,350	10,700	10,275	-425 -3,778
GM	12,324	1,107	13,431	13,200	-231 -1,525
GV	28,610	2,095	30,705	30,150	-555 -5,175
HP	41,357		41,357	31,351	-10,006 0
IV	2,080		2,080	2,048	-32 0
Met	0	800	800	801	1 282
OV	48,864	3,864	52,728	60,000	7,272 -17,406
PL	4,144	327	4,471	4,206	-265 -1,848
RO	537	268	805	825	20 -1,126
	175,434	13,782	189,216	169,849	-19,367 -35,643
Advertising	529		529	615	86
Kiosk	0	16,000	16,000	0	-16,000
Tournaments	39,932		39,932	38,722	-1,210
Other	776		776	210	-566
Golf Cda (Handicap)	5,090	175	5,265	3,000	-2,265
AGM	866		866	700	-166
Total Expenses	222,627	29,957	252,584	213,096	-39,488
Net Profit (Loss)	-13,791	-16,710	-30,501	20,641	-51,142
Opening Contr Cap	151,706	137,915	151,706		
Closing Contr Cap	137,915	121,205	121,205		
Prepaid Balance	16,819	79,065	79,065		
Cash Bank	121,096	42,140	42,140		

**CFB Esquimalt Golf Association
 Projected Profitability - 10/11
 Year Ended Mar 2011**

	Revenue	Expenses	Profit (Loss)	Notes
ARB	14,158	18,500	-4,342	3
ARD	2,849	3,580	-731	
BM	16,740	16,740	0	
Cow	5,706	5,700	6	
DM	6,722	10,500	-3,778	5
GM	11,675	13,200	-1,525	
GV	19,425	24,600	-5,175	1
HP	46,948	46,948	0	4
IV	1,506	1,506	0	
Met	3,482	3,200	282	
OV	42,594	60,000	-17,406	2
PL	2,452	4,300	-1,848	
RO	2,174	3,300	-1,126	
	<u>176,431</u>	<u>212,074</u>	<u>-35,643</u>	

Notes:

1. Extend playing privileges to all members for 2010
2. Negotiated \$47.5K min with no change to playing privileges for 2011. Online booking eff Feb 1/11
3. Online booking eff Feb 1/11
4. Reduced to 4 full play (8 x nine hole passes per day) eff Nov 1/10 to shift pass sales to corporate courses
5. Increased to 8 passes peak (Jun-Sep 11) and 4 passes off-season